

A Key to Safe Classrooms



ALLEGION
PIONEERING SAFETY™

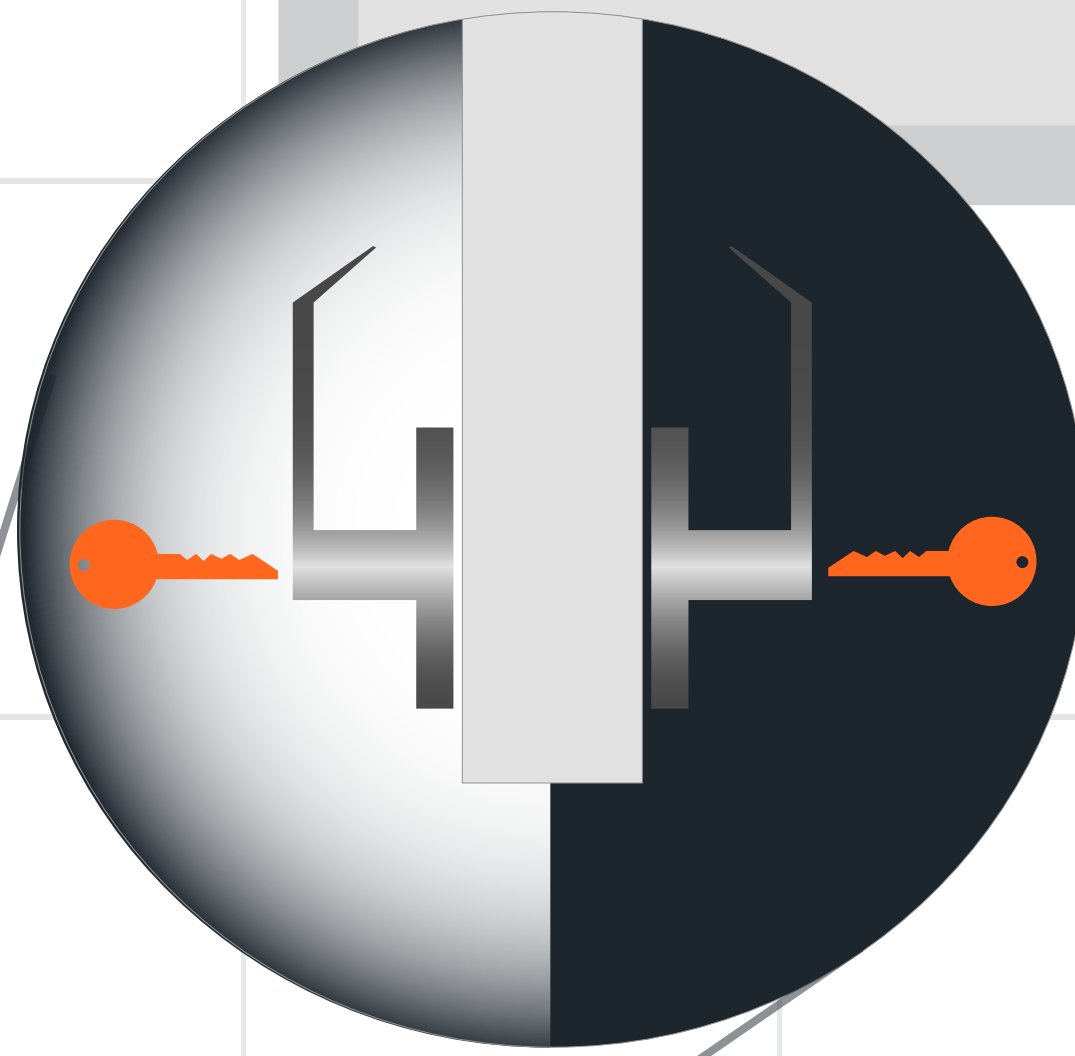
Faced with an increasing risk of violent incidents, schools are taking steps to help ensure that students are safe. A key component of classroom safety is the lockset that equips a classroom door. As different lockset options are available, schools must assess which ones best fit their unique needs.

While they prevent intruders and assailants from entering, all locksets also ensure school staff and first responders who have keys can open classroom doors from the outside. They also adhere to life-safety codes and ensure free egress for students and teachers inside the classroom.

Classroom Security Function Lock

With this function, a key on either the inside or the outside will lock the outside lever ONLY.

The inside lever remains unlocked at all times, allowing students and teachers to exit at any time.



Pros:

• The door is able to be locked from the inside during a lockdown, reducing risk.

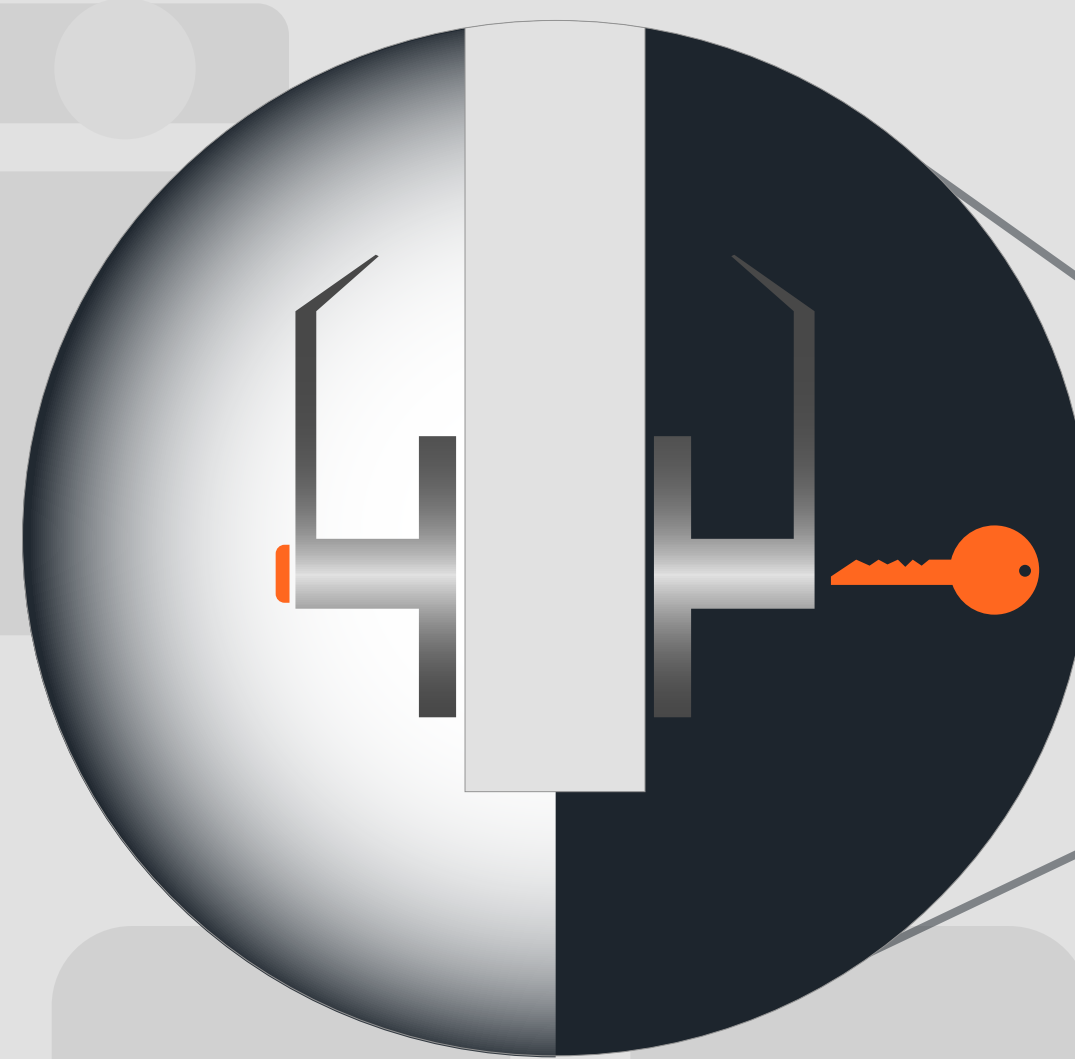
• Key control keeps unauthorized people from locking the door.

Cons:

• Key must be present, and may need to be located and used in high-stress situations.

Office Function Lock

In addition to a keyed outside lever, a thumb turn or push button on the inside can lock or unlock the outside lever.



Pros:

• The door is able to easily be locked from the inside during a lockdown.

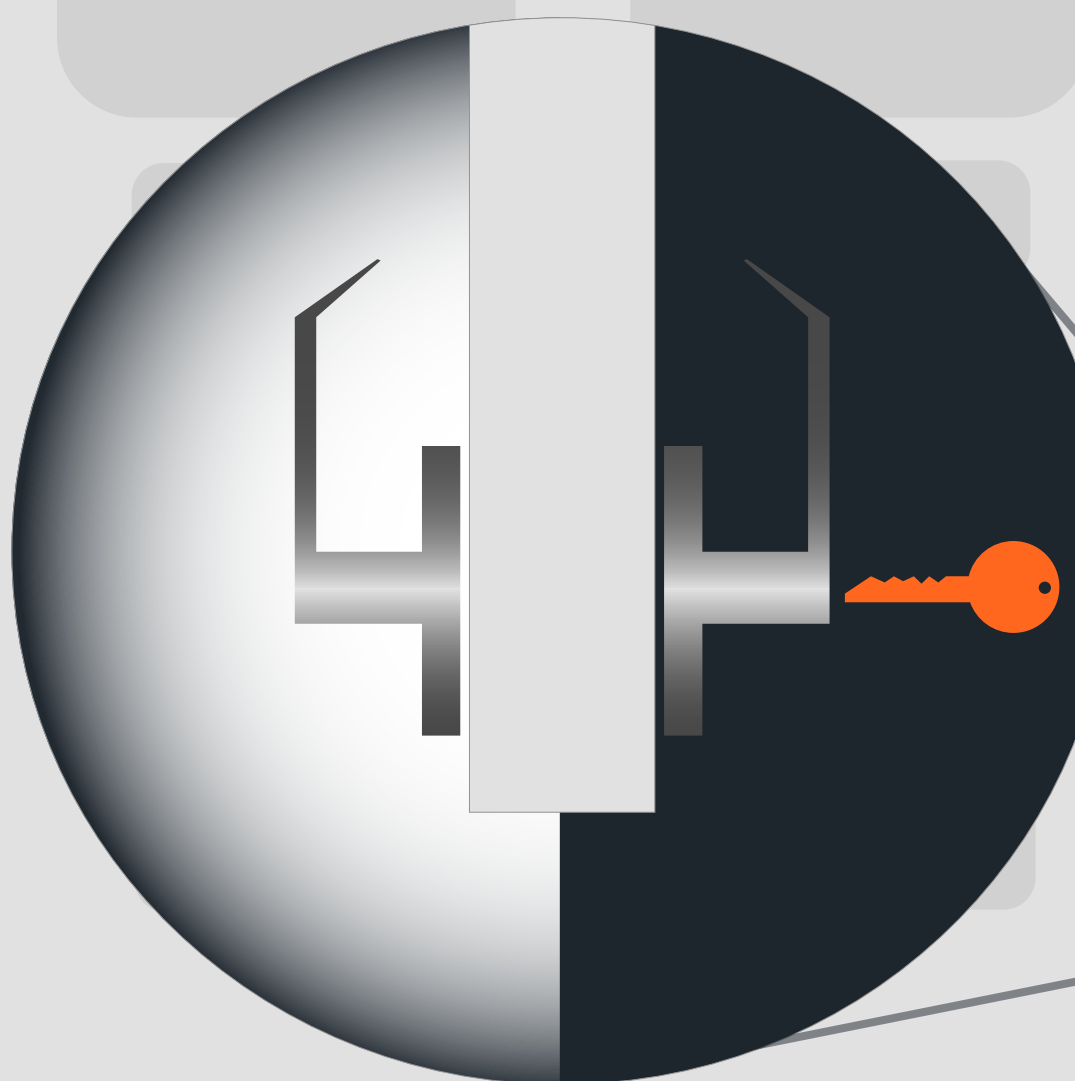
• A key holder does not need to be present to lock the door.

Cons:

• Anyone inside of the room can easily lock the door, creating opportunity for student-led violence or mischief.

Storeroom Function Lock

The outside lever is always locked on a storeroom function lock. A key must be used to enter.



Pros:

• When closed, the door is always locked; there is no room for human error.

• A key holder does not need to be present to lock the door.

Cons:

• Persons seeking to enter the room must be let in, increasing distractions.

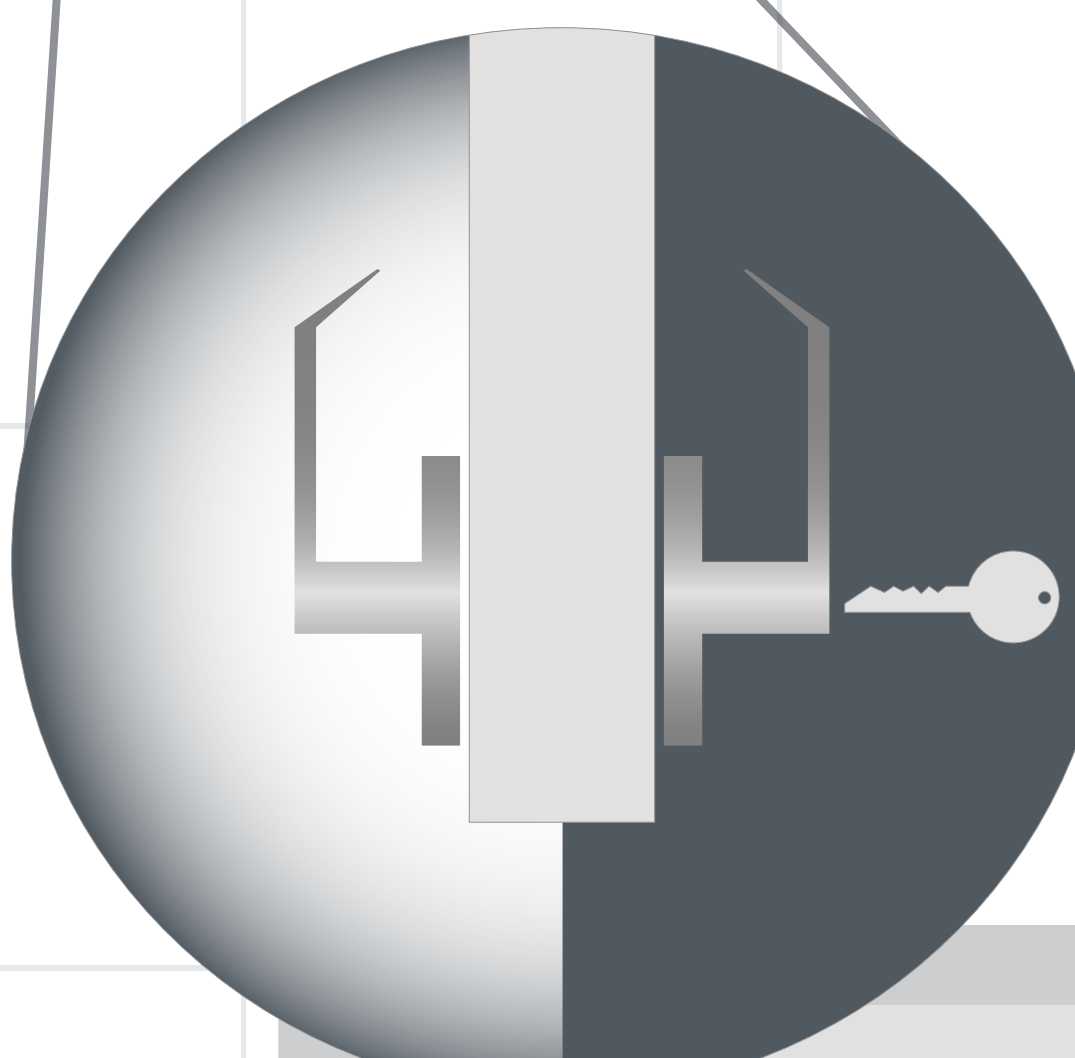
• Staff must remember to carry keys with them at all times.

Traditional Classroom Function Lock

This function locks and unlocks only by key from the hallway, or outside the room.

Usually, the lock is placed in "passage mode" during the day, leaving the door unlocked on both sides.

While this function was once the standard for classroom doors because it limited control to staff, the need to open and lock doors from the outside does not meet today's best practice guidelines.



Pros:

• In passage mode, staff and students have easy access to the unlocked room.

• Key control keeps unauthorized people from locking the door.

Cons:

• Key holder must be present to lock the door.

• During a lockdown, staff must enter the hallway to lock the door, increasing risk.